

VOLVO PENTA	Document No	Issue Index
	23609288	03

D4-270 AQ**General**

4-stroke direct injected, turbocharged and aftercooled diesel engine

Engine Rating		4
Number of cylinders		4
No of valves		16
Displacement, total	litres	3.67
	in ³	223.7
Firing order		1-3-4-2
Rotational direction, viewed from the front		Clockwise
Bore	mm	103
	in	4.06
Stroke	mm	110
	in	4.33
Compression ratio		18.0:1
Compression pressure at 240 rpm	MPa psi	
Max. static forward inclination:	°	5
Max. static backward inclination:	°	10
Max. intermittent forward inclination while running:	°	10
Max. intermittent backward inclination while running:	°	20
Max. intermittent side inclination while running:	°	22.5 or 30 for max 30 sec
Idling speed	rpm	700-750
Rated speed R4	rpm	3500
Governed speed R4	rpm	3630
Propeller selection range R4		3450-3630
Dry weight engine BT	kg	525
	lb	1157
Dry weight with drive DPI	kg	670
	lb	1477
Dry weight with drive DPH	kg	660
	lb	1455
	kg	
	lb	
	kg	
	lb	

- 1) ISO 3046, fuel temp 40°C.
ISO 8665 (=SAE J 1228=ICOMIA 28-83)
- 2) At power according to 1).
- 4) Acc. to ISO 3744
- 5) At installed back pressure

VOLVO PENTA	Document No	Issue Index
	23609288	03

D4-270 AQ

Performance	rpm	1000	1500	2000	2500	2800	3000	3200	3400	3500	3600
Crankshaft power 1), 5)	kW	49	96	137	171	192	198	199	199	199	199
	hp	67	131	186	233	261	269	270	270	270	270
Propeller shaft power 1) (At full load)	kW	47	92	132	164	184	190	191	191	191	191
	hp	64	125	179	223	251	259	259	259	259	259
Propellershaft power at prop. load x ^{2.5}	kW	8	23	47	82	109	130	152	177	191	191
	hp	11	31	64	112	148	176	207	241	259	260
Propellershaft power at prop. load x ³	kW	4	15	36	69	98	120	146	175	191	191
	hp	6	20	48	94	133	163	198	238	259	260
Torque at crankshaft 2)	Nm	468	611	654	653	655	630	593	558	542	527
	lbf ft	345	451	482	482	483	465	437	411	400	389
Mean piston speed	m/s	3.7	5.5	7.3	9.2	10.3	11.0	11.7	12.5	12.8	13.2
	ft/s	12.0	18.0	24.1	30.1	33.7	36.1	38.5	40.9	42.1	43.3
Effective mean pressure 2)	MPa	1.60	2.09	2.24	2.24	2.24	2.16	2.03	1.91	1.86	1.81
	psi	232.6	303.8	325.2	324.7	325.5	313.3	294.6	277.3	269.4	261.9
Max combustion pressure 2)	MPa	18.0	19.5	19.7	18.4	18.8	18.2	17.3	17.0	17.2	17.4
	psi	2616	2833	2856	2673	2732	2641	2512	2462	2492	2522

Lubricating system

Specific lubricating oil consumption.	g/kWh	< 0.2
Max. oil volume including filters for all allowed installation inclinations:	litres	12
	US gal	3.17
Max. oil volume excluding filters for all allowed installation inclinations:	litres	10.5
	US gal	2.77
Min. oil volume excluding filters for all allowed installation inclinations:	litres	9.3
	US gal	2.46

Fuel system	rpm	1000	1500	2000	2500	2800	3000	3200	3400	3500	3600
Specific fuel consumption 2)	g/kWh	230	220	212	207	204	208	213	219	220	222
	lb/hph	0.373	0.356	0.343	0.335	0.33	0.337	0.345	0.355	0.356	0.36
Fuel consumption, Test cycle E5 EU	g/kWh	224									
	lb/hph	0.36									
Fuel consumption at prop. load x ^{2.5}	l/h	2.8	6.3	12.5	21.9	29.0	34.8	41.2	48.6	52.3	52.9
	US gal/h	0.7	1.7	3.3	5.8	7.7	9.2	10.9	12.8	13.8	14.0

Fuel system	rpm	1000	1500	2000	2500	2800	3000	3200	3400	3500	3600
Fuel consumption at prop. load x ³	l/h	2.0	4.6	9.8	19.0	26.3	32.6	39.6	48.2	52.3	52.9
	US gal/h	0.5	1.2	2.6	5.0	6.9	8.6	10.5	12.7	13.8	14.0
Fuel consumption at full load	l/h	13.5	25.3	34.8	42.4	46.9	49.3	50.6	52.1	52.3	52.8
	US gal/h	3.6	6.7	9.2	11.2	12.4	13.0	13.4	13.8	13.8	13.9

Full load performance at rated speed

Fuel inlet temperature	°C	40
	°F	104
Fuel return temperature from engine	°C	65
	°F	149
Fuel consumption	l/h	52.4
	US gal/h	13.84
Fuel inlet flow to engine	l/h	79.1
	US gal/h	20.90
Fuel return flow from engine	l/h	26.7
	US gal/h	7.05

1) ISO 3046, fuel temp 40°C.

ISO 8665 (=SAE J 1228=ICOMIA 28-83)

2) At power according to 1).

4) Acc. to ISO 3744

5) At installed back pressure

VOLVO PENTA	Document No	Issue Index
	23609288	03

D4-270 AQ

Intake and exhaust system	rpm	1000	1500	2000	2500	2800	3000	3200	3400	3500	3600	
Specific exhaust heating effect in percent of crankshaft power	%	25	30	35	56	58	59	62	65	66	66	
Exhaust temperature at the exhaust pipe connecting flange after the turbo charger.	°C	344	416	420	461	418	402	392	390	388	384	
	°F	651	781	788	862	784	756	738	734	730	723	
Permitted exhaust back pressure after turbocharger at rated speed. (Installed back pressure)	kPa							Max	30			
	psi								4.4			
	kPa							Min	10			
	psi								1.5			

Intake and exhaust system	rpm	1000	1500	2000	2500	2800	3000	3200	3400	3500	3600
Engine air consumption at 25°C / 77°F atmospheric pressure 100kPA	m³/min	3.5	5.9	8.2	9.4	12.5	13.8	15.0	16.0	16.4	16.7
	cu.ft./min	123.6	208.4	289.6	332	441.4	487.3	529.7	565	579.2	589.8
Charge air pressure	kPa	12	27	76	139	182	194	200	205	205	206
Inlet manifold	psi	1.7	3.9	11.0	20.2	26.4	28.1	29.0	29.7	29.7	29.9
Exhaust gas flow	m³/min	7.7	14.2	19.5	23.0	27.4	28.7	29.8	30.9	31.3	31.5
	cu.ft./min	271.9	501.5	688.6	812.2	967.6	1014	1052	1091	1105	1112

Cooling system	rpm	1000	1500	2000	2500	2800	3000	3200	3400	3500	3600
Radiated heat of crankshaft power at full load.	kW	2.3	4.3	5.6	5.1	5.8	6.0	6.0	6.0	6.1	6.1
Heat rejection to charge air cooler of crankshaft power at full load.	kW	7.1	15.5	23.2	20.9	32.8	37.9	42.2	46.5	47.9	49.0
Coolant heat rejection to HE, incl. engine oil cooler and excl. charge air cooler, of crankshaft power at full load.	kW	43	76	103	122	123	120	125	131	133	127
Coolant flow with fully open thermostat and std cooling system	l/min	58	91	122	154	175	188	201	214	221	227
	cu.ft./min	2.0	3.2	4.3	5.4	6.2	6.6	7.1	7.6	7.8	8.0
Extra water pump flow through charge air cooler	l/min										
	cu.ft./min										
Max. pump pressure at extra pump pressure side (pressure set system)	kPa										
	psi										
Max. permissible temperature on coolant in engine outlet	°C	55									
	°F	131									
Coolant volume engine, including heat exchanger and charge air cooler	litres	13									
	US gal.	3.43									
Max. additional coolant for cabin heater etc. with std. Expansion tank	litres	5									
	US gal.	1.32									
Maximum coolant flow to cabin heater etc.	l/min	30									
	cu.ft./min	1.06									
Thermostat, start open at	°C	78									
	°F	172									
Thermostat, fully open at	°C	90									
	°F	194									

- 1) ISO 3046, fuel temp 40°C.
ISO 8665 (=SAE J 1228=ICOMIA 28-83)
- 2) At power according to 1).
- 4) Acc. to ISO 3744
- 5) At installed back pressure

VOLVO PENTA	Document No	Issue Index
	23609288	03

D4-270 AQ

Raw water circuit	rpm	1000	1500	2000	2500	2800	3000	3200	3400	3500	3600
Nominal raw water design flow	l/min	50	72	92	108	116	121	126	132	134	137
	cu.ft./min	1.8	2.5	3.2	3.8	4.1	4.3	4.4	4.7	4.7	4.8
Nominal raw water pump pressure head at design flow.	kPa	17	37	62	90	105	114	124	135	142	147
	psi	2.5	5.4	9.0	13.1	15.2	16.5	18.0	19.6	20.6	21.3
Maximum raw water pump suction head	kPa	-30									
	psi	-4.4									
Maximum additional pressure drop excl. reverse gear oil cooler	kPa										
	psi										
Pressure drop over reverse gear oil cooler (optional equipment)	kPa										
	psi										
Maximum raw water temperature entering heat exchanger	°C	32									
	°F	90									

1 circuit keel cooling system	rpm	1000	1500	2000	2500	2800	3000	3200	3400	3500	3600
Design point for keel cooler, engine outlet temperature	°C										
	°F										
Maximum temperature to engine from external cooling system circuit	°C										
	°F										
Maximum temperature to engine inlet from external cooling system circuit	°C										
	°F										
Coolant flow through keel cooler at design point	l/min										
	cu.ft./min										
Maximum coolant flow through keel cooler	l/min										
	cu.ft./min										
Pressure drop in external circuit, including piping	kPa										
	psi										
Coolant volume engine	litres										
	US gal.										

1 1/2 circuit keel cooling system (Two circuit	rpm	1000	1500	2000	2500	2800	3000	3200	3400	3500	3600
Design point for keel cooler, engine outlet temperature	°C										
	°F										
Maximum temperature to charge air cooler from external cooling system circuit	°C										
	°F										
Coolant flow through keel cooler at design point	l/min										
	cu.ft./min										
Maximum coolant flow through keel cooler	l/min										
	cu.ft./min										
Pressure drop in external circuit, including piping	kPa										
	psi										
Coolant volume engine	litres										
	US gal.										

2 circuit keel cooling system, LT	rpm	1000	1500	2000	2500	2800	3000	3200	3400	3500	3600
Maximum temperature to charge air cooler from external LT-cooling system	°C										27
	°F										81
Coolant flow through keel cooler, LT-cooling system circuit	l/min										137
	cu.ft./min										4.8
Pressure drop in external LT-cooling system circuit, including piping	kPa	50									
	psi	7.3									
Coolant volume charge air cooler	litres	2									
	US gal.	0.53									

- 1) ISO 3046, fuel temp 40°C.
ISO 8665 (=SAE J 1228=ICOMIA 28-83)
- 2) At power according to 1).
- 4) Acc. to ISO 3744
- 5) At installed back pressure

VOLVO PENTA	Document No	Issue Index
	23609288	03

D4-270 AQ

2 circuit keel cooling system, HT		rpm	1000	1500	2000	2500	2800	3000	3200	3400	3500	3600
Design point for keel cooler, engine outlet temperature	°C											83
	°F											181
Maximum temperature to engine from external HT-cooling system circuit	°C											61
	°F											142
Coolant flow through keel cooler, HT-cooling system circuit at design point	l/min											100
	cu.ft./min											3.5
Maximum coolant flow through keel cooler, HT-cooling system circuit	l/min											227
	cu.ft./min											8.0
Pressure drop in external HT-cooling system circuit, including piping	kPa	70										
	psi	10.2										
Coolant volume engine	litres	13										
	US gal.	3.43										

Emissions		rpm	1000	1500	2000	2500	2800	3000	3200	3400	3500	3600
Smoke at prop. load $x^{2.5}$	*BSU	0.1	0.1	0.2	0.3	0.2	0.2	0.2	0.2	0.4	0.5	0.6
Smoke at prop. load x^3	*BSU	0.1	0.1	0.1	0.3	0.2	0.3	0.2	0.2	0.4	0.5	0.6
Noise at prop. load $x^{2.5}$. 4)	dBA	98.5	101.6	104	106.5	107.8	108.8	109.9	111	111.5	112.1	
Noise at prop. load x^3 . 4)	dBA	97.5	101.6	103.2	105.5	107.5	108.6	109.8	111.1	111.6	112.1	

*NB.! BSU are calculated values. Measured values are acc. to ISO 10054 in FSN units

- 1) ISO 3046, fuel temp 40°C.
ISO 8665 (=SAE J 1228=ICOMIA 28-83)
- 2) At power according to 1).
- 4) Acc. to ISO 3744
- 5) At installed back pressure

Document No	Issue Index
23609288	03

Sensors : Control and Monitoring System							Engine protection action
Sensors	Signal	Range	Unit	Warning Initial Delay / Warning Delay	Warning Level	Derating Level	
Coolant level switch	Digital	ON/OFF		30 sec from start / 5 sec	Low (ON / Closed)	NA	Warning only
Coolant temperature	50-0 kΩ	-40 - 140	°C	30 sec from start / 5 sec	96	99	See derating map
Fuel temperature	50-0 kΩ	-40 - 140	°C		60	NA	Warning only
Engine speed cam	Frequency		rpm	Instant	Lost signal	NA	Warning only
Engine speed crank	Frequency		rpm	Instant	Lost signal	NA	Warning only
Oil level sensor	Digital	ON/OFF		30 sec from start / 5 sec	Low level	NA	Warning only
Oil temperature	PT1000	-40 - 150	°C	30 sec from start / 5 sec	132	135	See derating map
Water In fuel switch	Digital	ON/OFF		All the time	Water in fuel	NA	Warning only
Wet Exhaust temp	PT200	0 - 850	°C	30 sec from start / 5 sec	90	95	See derating map

Sensors (rpm dependent)	Signal	Range	Unit	Initial Delay / Delay	Warning Level / Derating Level / Shutdown Level rpm Map					Comment
					0 rpm	1200 rpm	2000 rpm	2500 rpm	3600 rpm	
Charge air temperature	50-0 kΩ	-40 - 130	°C		0 rpm	1200 rpm	2000 rpm	2500 rpm	3600 rpm	
Warning Level			°C	30 sec from start / 5 sec	100	100	70	70	70	
Derating Level			°C							See derating map
Fuel pressure	0,5-4,5 V	0-200	kPa		0 rpm	600 rpm	1600 rpm	2600 rpm	3600 rpm	
Warning Level			kPa	30 sec from start / 5 sec	50	50	50	50	50	
Derating Level			kPa	NA	NA	NA	NA	NA	NA	
Oil pressure	0,5-4,5 V	0-700	kPa		0 rpm	600 rpm	1200 rpm	2000 rpm	3600 rpm	
Warning Level			kPa	30 sec from start / 5 sec	-50	75	150	200	230	
Derating Level (30% remain trq.)			kPa	10% trq. decr. per sec	-50	70	120	170	200	

Warning = Yellow Lamp active

Derating = Red Lamp active

Derating map

Charge Air Temp [°C]	rpm	75°C	80°C	85°C
Remaining torque in %	600	100%	100%	100%
	1600	100%	100%	100%
	2200	100%	75%	50%

Coolant temp [°C]	rpm	99°C	104°C	108°C
Remaining torque in %	600	100%	100%	100%
	1600	100%	85%	75%
	2200	100%	75%	50%

Oil temp [°C]	rpm	135°C	137.5°C	140°C
Remaining torque in %	600	100%	100%	100%
	1600	100%	85%	75%
	2200	100%	75%	50%

Oil pressure [kPa]	rpm	
Remaining torque in %	600	85%
	1600	70%
	2200	50%

Wet exhaust temp [°C]	rpm	95°C	105°C	115°C	125°C
Remaining torque in %	600	100%	100%	100%	100%
	1600	100%	85%	80%	75%
	2200	100%	75%	65%	50%

Document No	Issue Index
23609288	03

Transmission: Control and Monitoring System: DPI Drive							Engine protection action
Sensors	Signal	Range	Unit	Warning Initial Delay / Warning Delay	Warning Level	Derating Level	
Gear oil temperature (EVC)	50-0 kΩ	-30 - 130±4%	°C	N/A	95		Warning only
Gear oil pressure (EVC)	Frequency	0-3000±3%	kPa	60 sec from start / 7 sec	700		Warning only

Transmission: Control and Monitoring System: Reverse Gear							Engine protection action
Sensors	Signal	Range	Unit	Warning Initial Delay / Warning Delay	Warning Level	Derating Level	
Gear oil temperature (EVC)	50-0 kΩ	-30 - 130±4%	°C	N/A	95		Warning only

Transmission: Control and Monitoring System: IPS Drive							Engine protection action
Sensors	Signal	Range	Unit	Warning Initial Delay / Warning Delay	Warning Level	Derating Level	
Gear oil temperature (EVC)	50-0 kΩ	-30 - 130±4%	°C	N/A	95		Warning only
Gear oil pressure (EVC)	Frequency	0-3000±3%	kPa	60 sec from start / 7 sec	700		Warning only

VOLVO PENTA

Document No

Issue Index

D4-270 AQ

23609288**03****Technical data - Drive unit**

Drive line		DPI with D4/D6
Transmission type		DPI-A
Gear ratio (total)		1,69:1 and 1,85:1
Steering angle, max.		+/- 24°
Total weight of drive unit (1)	kg	154
Oil capacity, approx.	litres	5.7
Oil volume difference MIN-MAX	litres	0.3
Oil type drive		Volvo Penta API GL5 75W/90
Propeller range		H2-H10

(1) Drive, Transom shield kit, including oil and various installation components. Propellers are not included in total weight

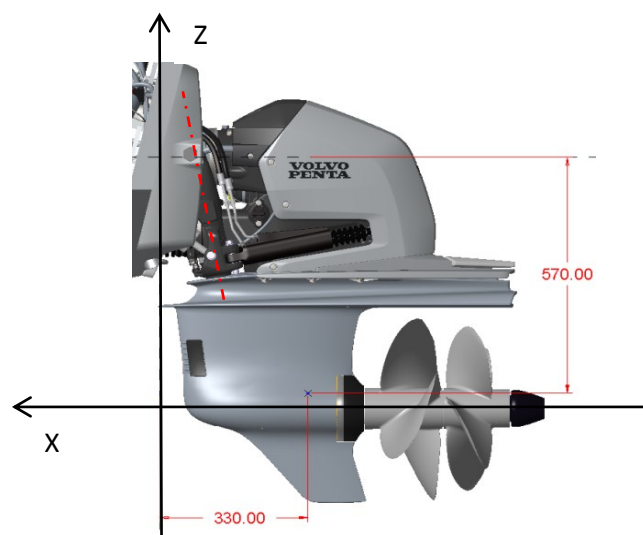
"Generalized maximum load document"for DPI

Valid products	Drive Unit	Gear Ratio
DPI-A with D6	DPI	1,69:1
DPI-A with D4	DPI	1,85:1

Loads provided in chart are single maximum loads i.e. not to be used for fatigue calculations

Speed range (top speed)	Load vektor	Maximum load
25-50 kn	Fx	18 kN
	Fy (+/-)	11 kN
	MCL rudder (+/-)	1.6 kNm

Fy load coordinate	570 mm
Fy load coordinate	330 mm



VOLVO PENTA

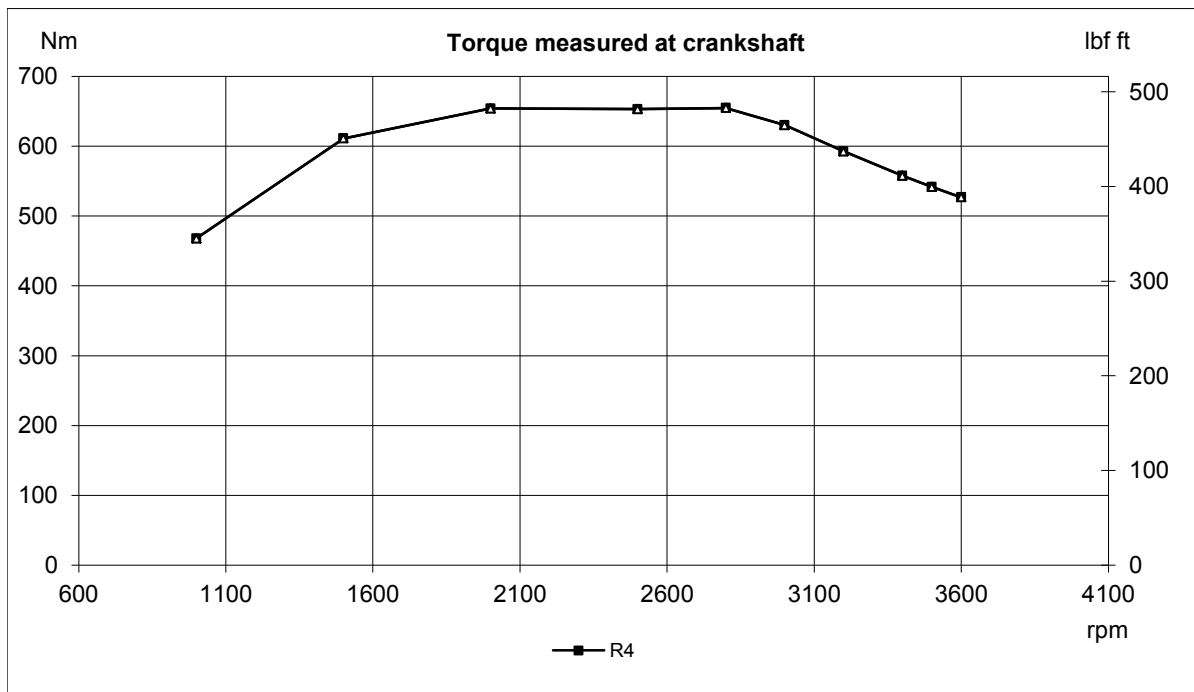
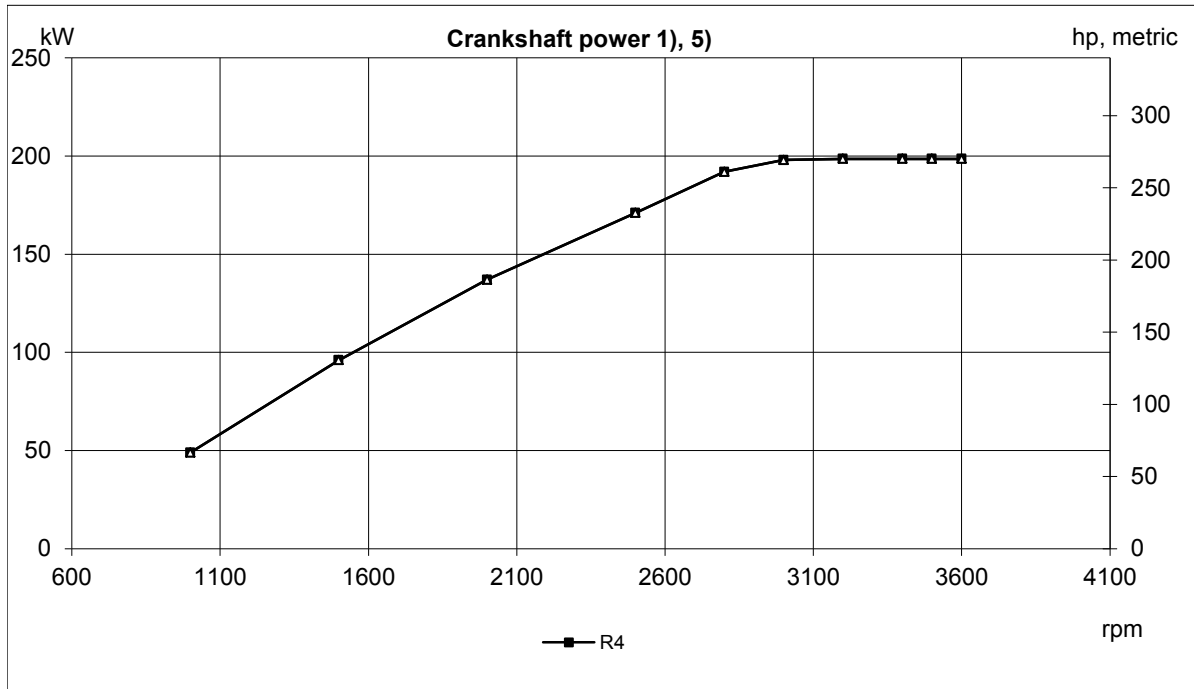
Document No

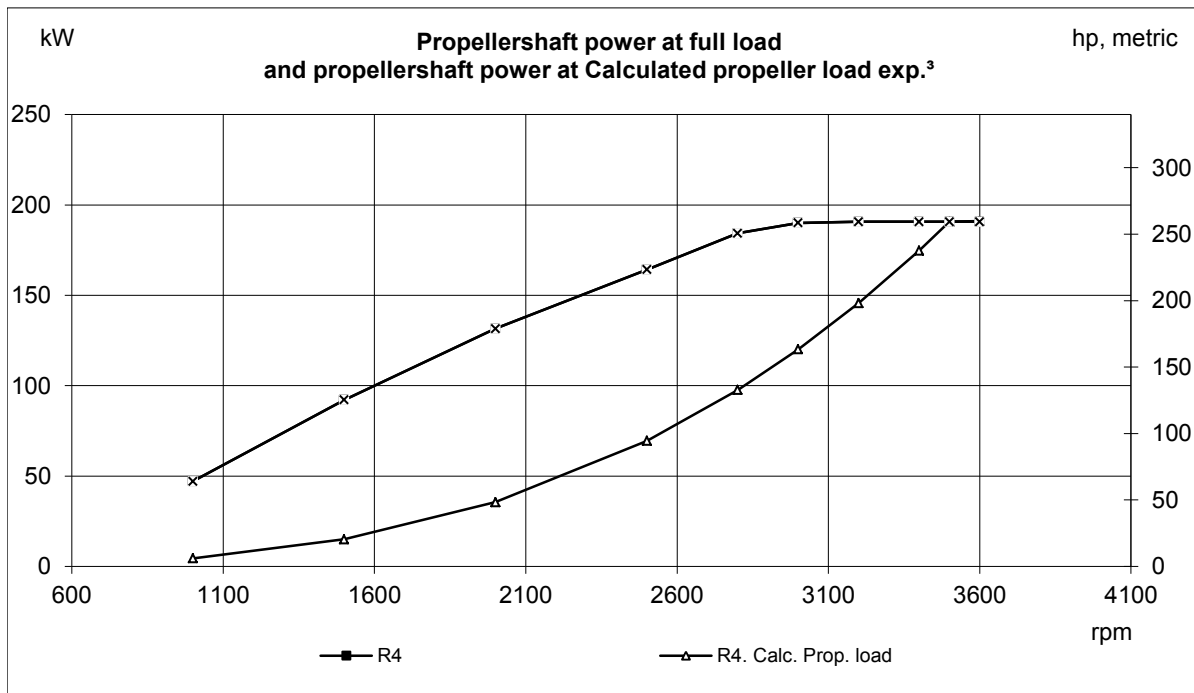
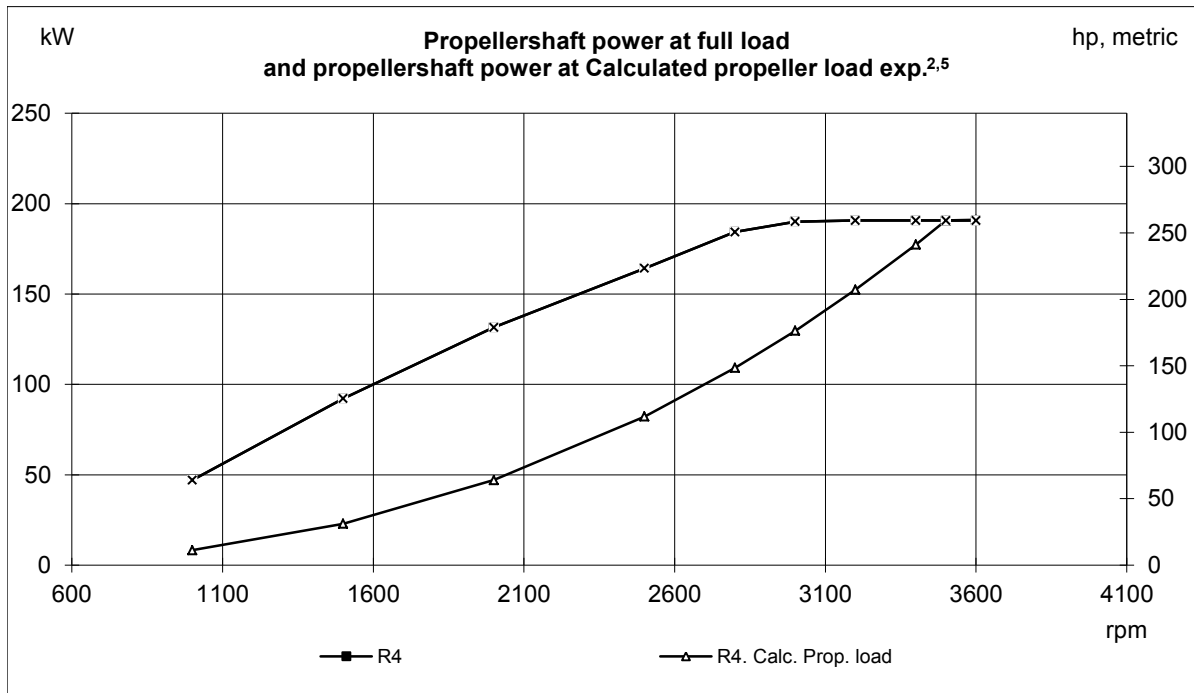
Issue Index

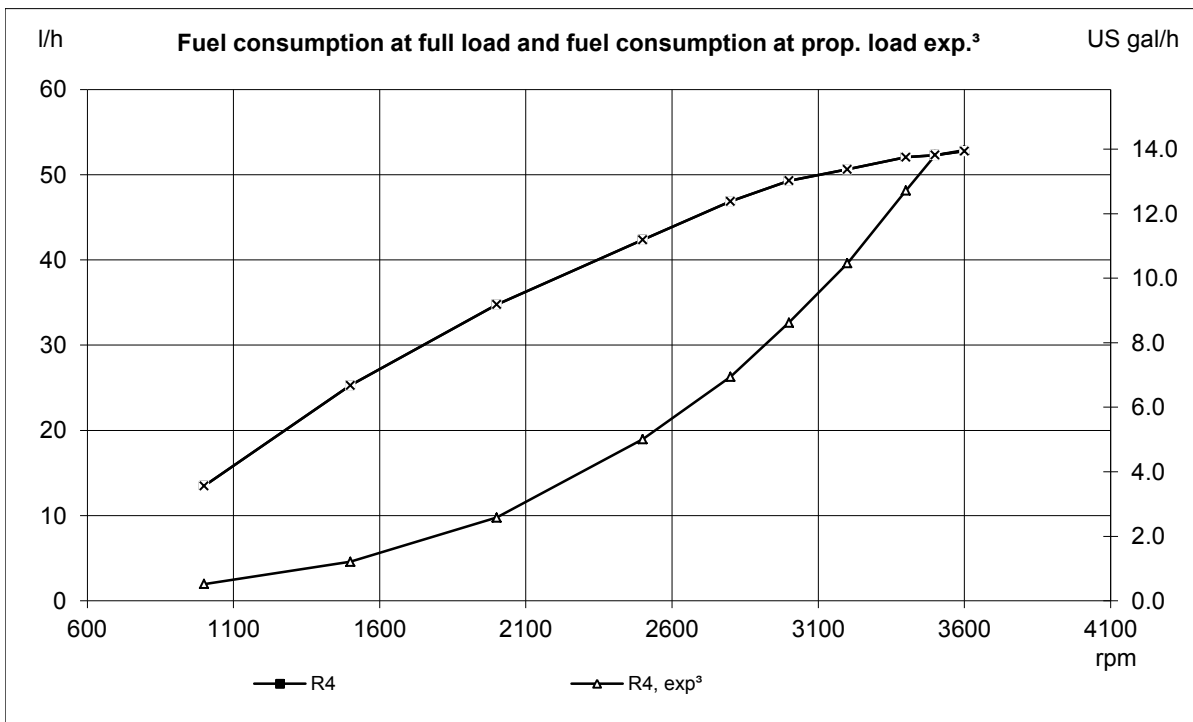
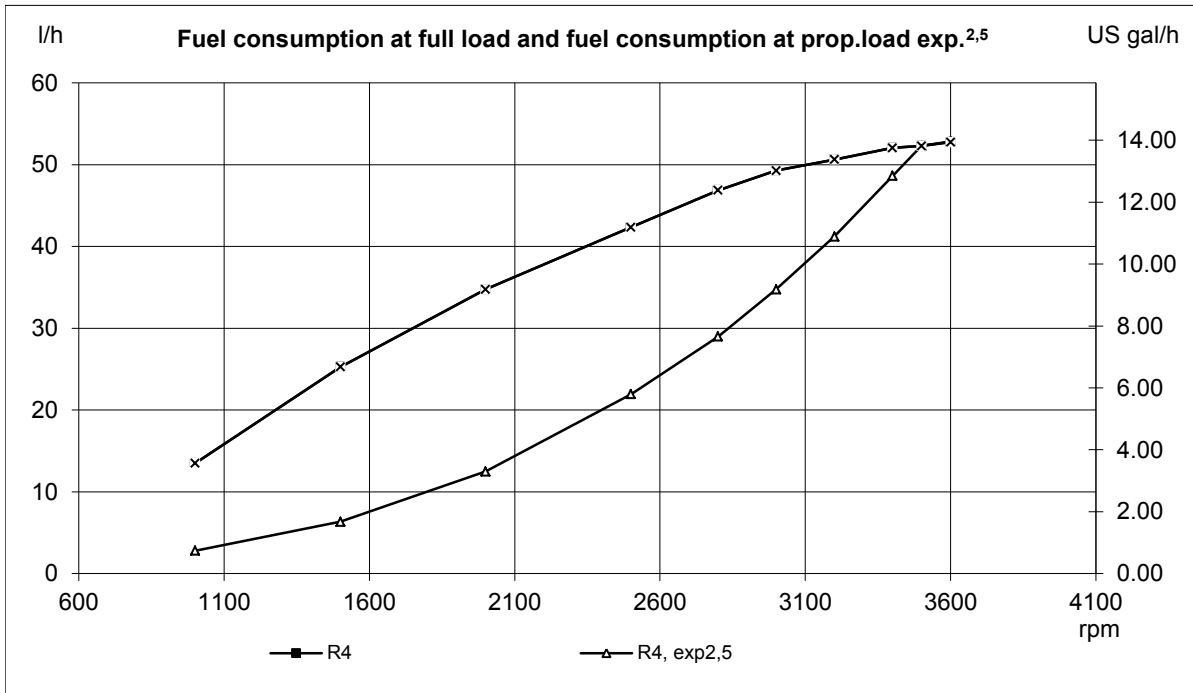
D4-270 AQ

23609288

03







VOLVO PENTA

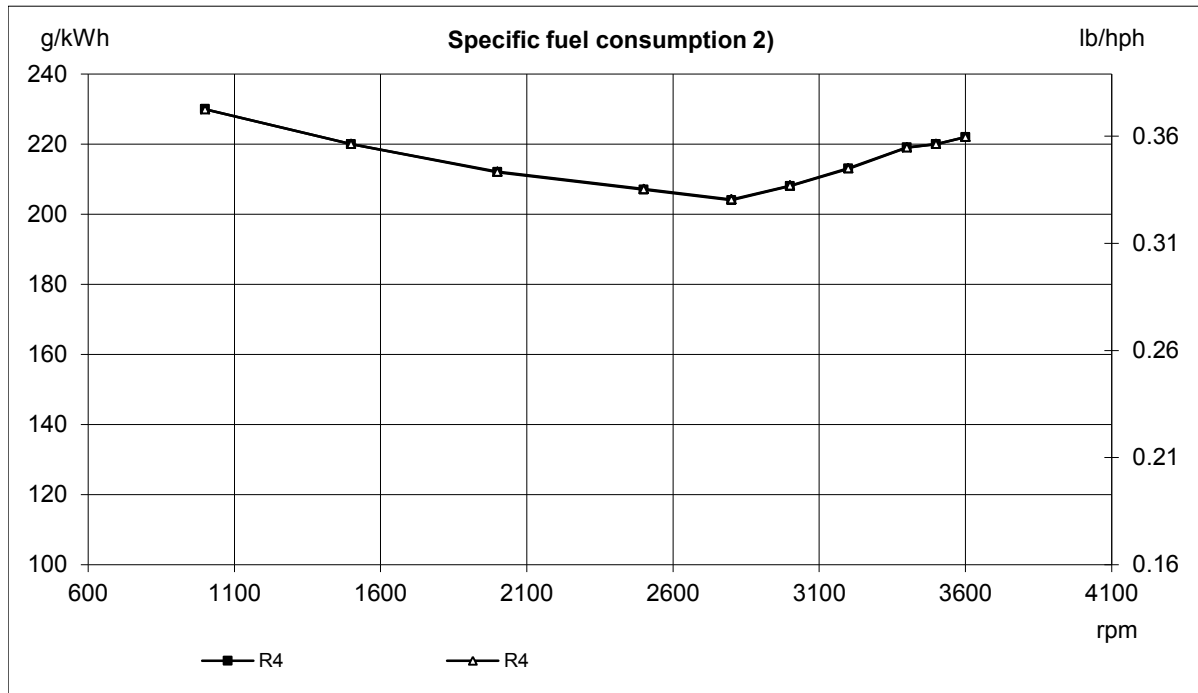
Document No

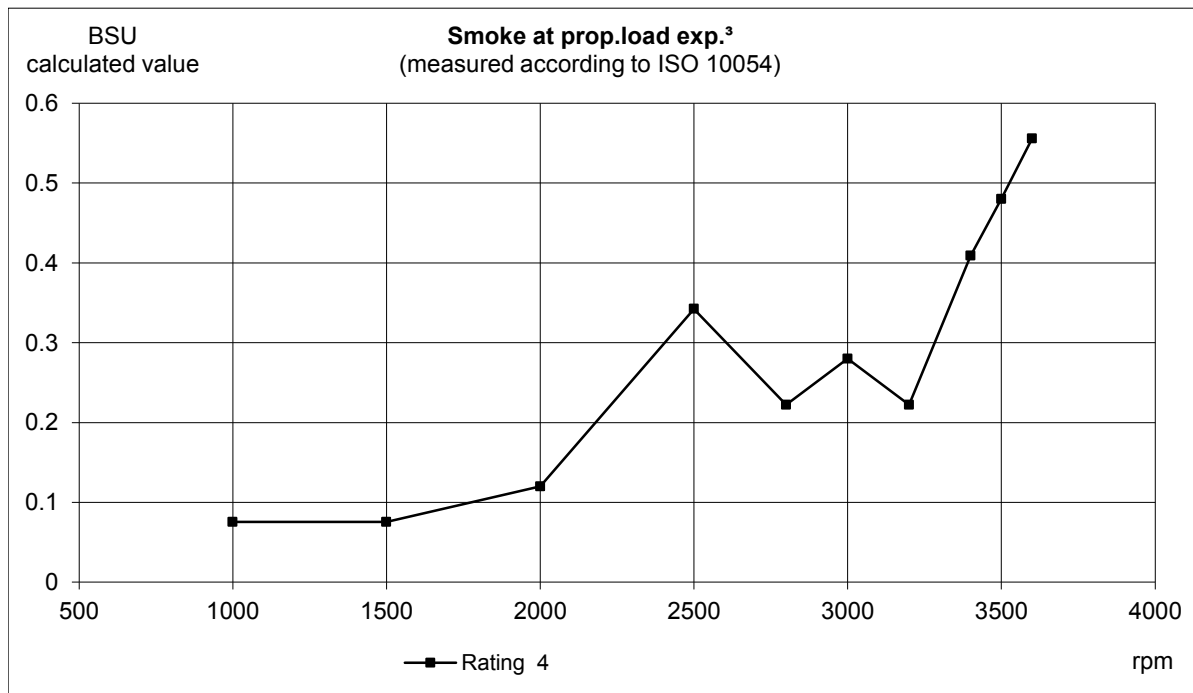
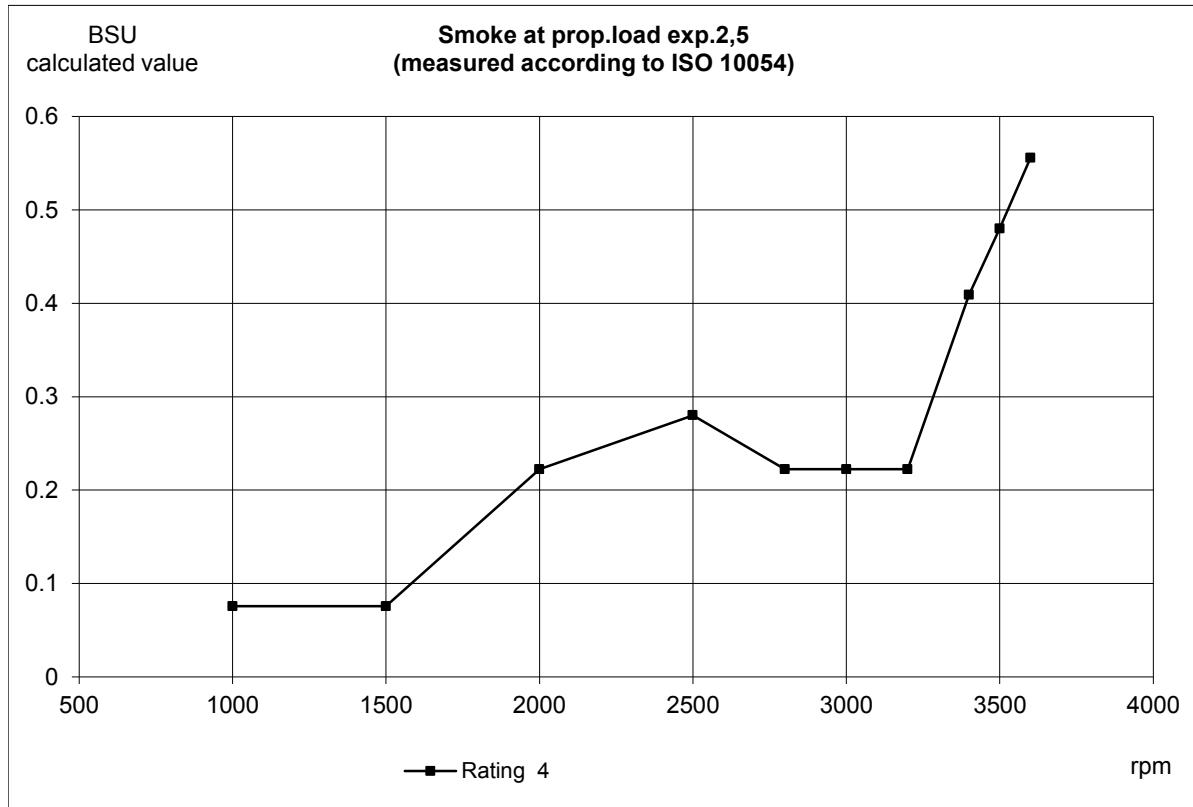
23609288

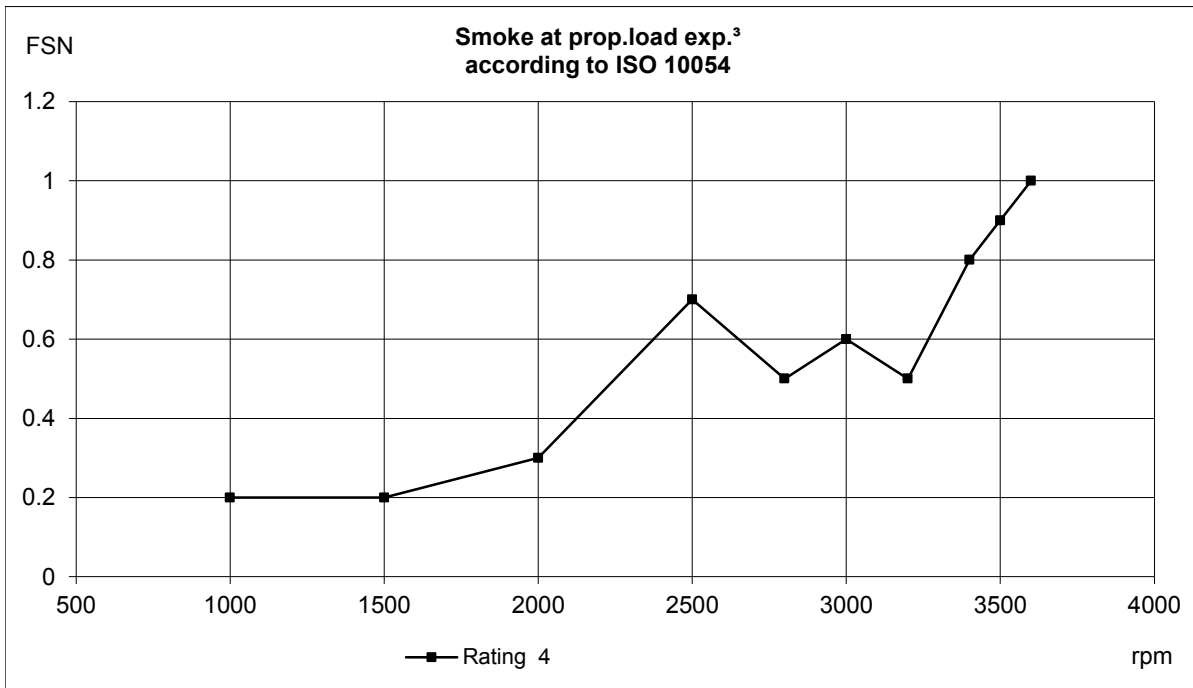
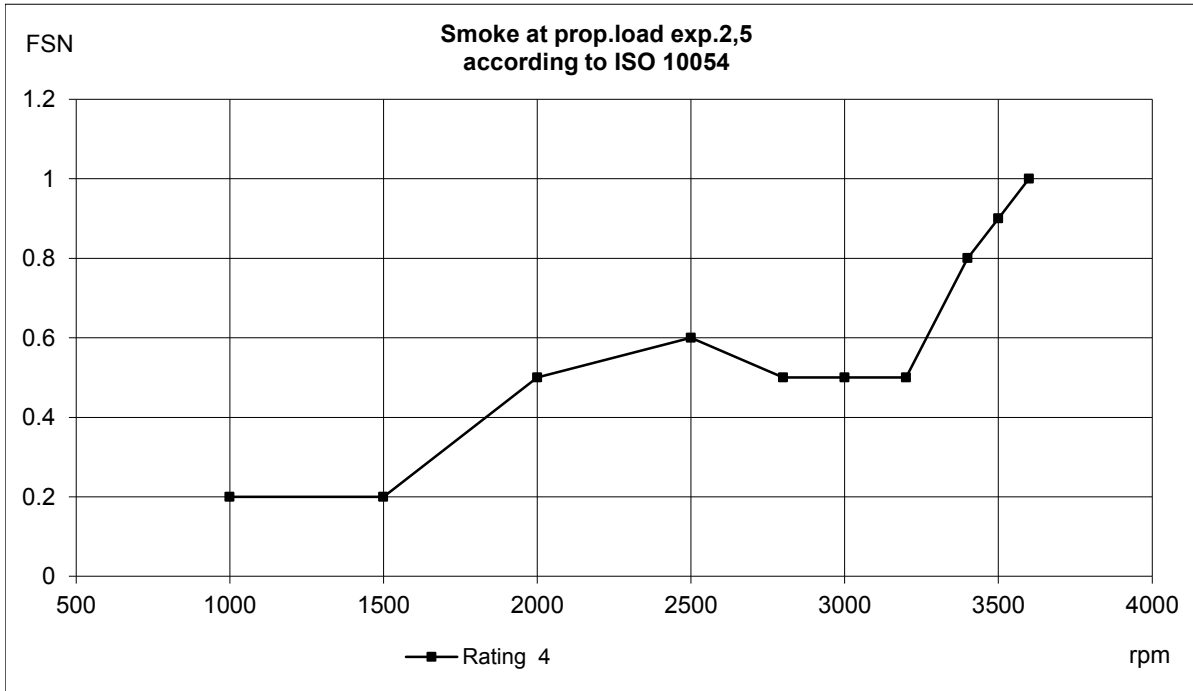
Issue Index

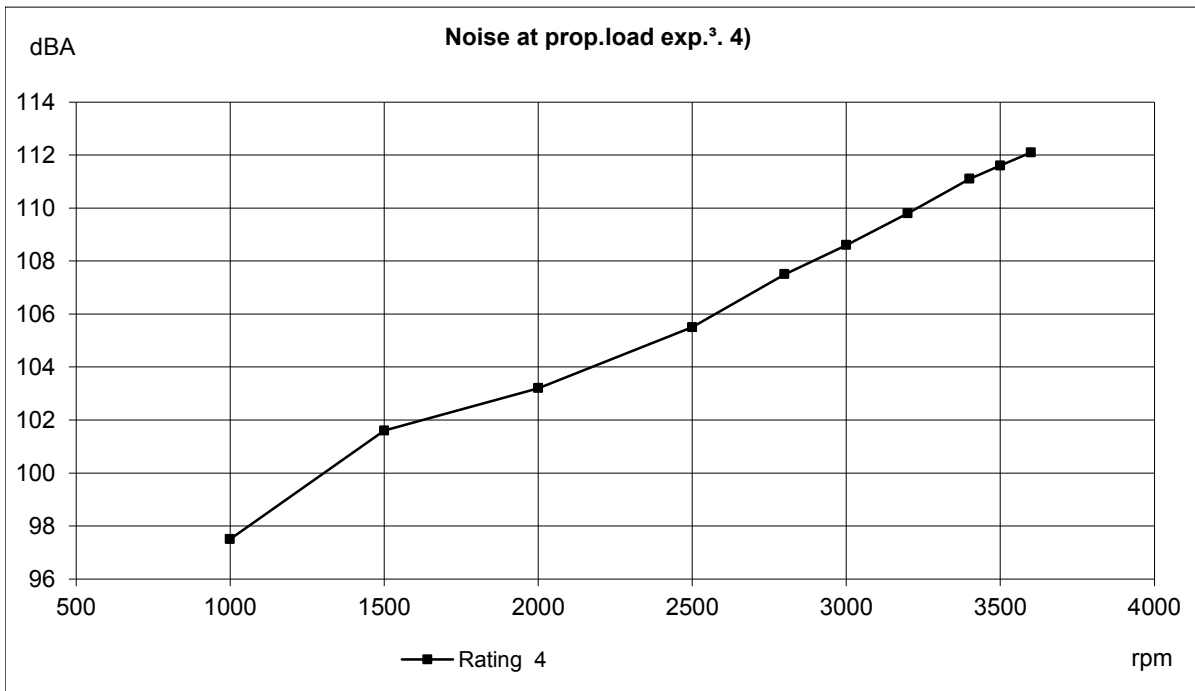
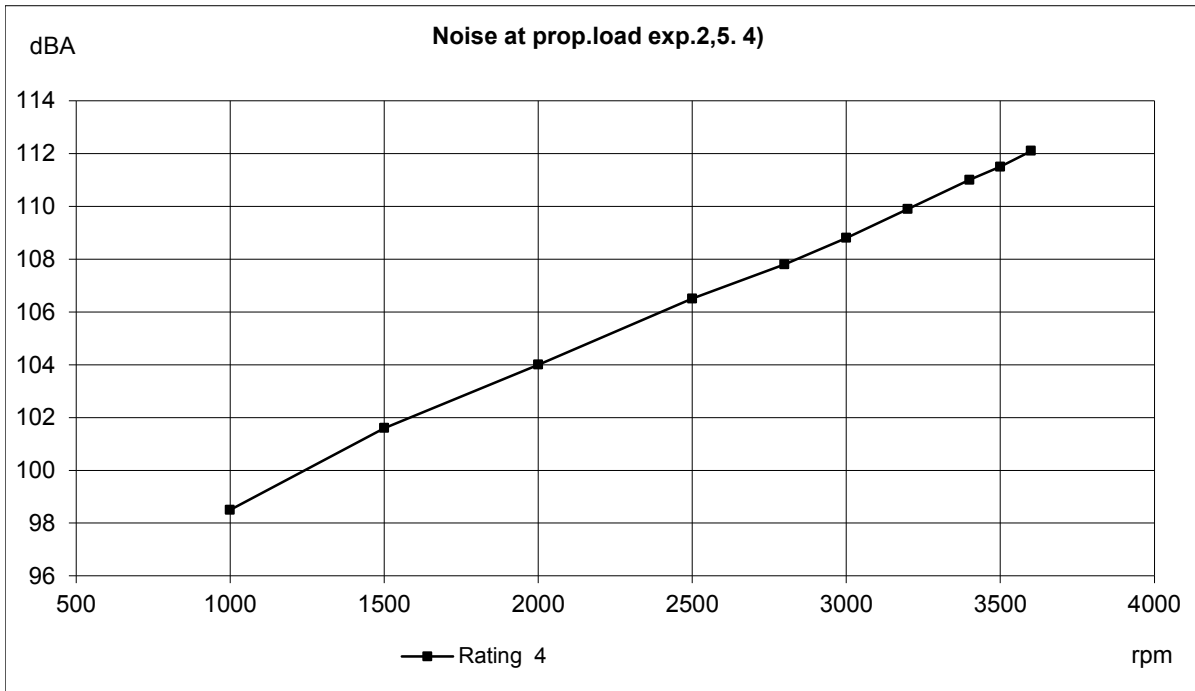
03

D4-270 AQ









VOLVO PENTA	Document No	Issue Index
	23609288	03
D4-270 AQ		

Battery capacity 12V DPI

Temp [°C]	Min battery size [Ah]	CCA EN (Cold cranking Amps) [A]	Max line resistance @ 20°C [mΩ]	Recommended max cable resistance @ 20°C [mΩ]	Min cross sectional area (due to heat increase) [mm²]
5	95	850 (EN)	2	1.8	70
-5	120	1150 (EN)	2	1.8	70

Battery capacity 24V DPI

5	75	750(EN)	2	1.8	50
-5	95	850 (EN)	2	1.8	50

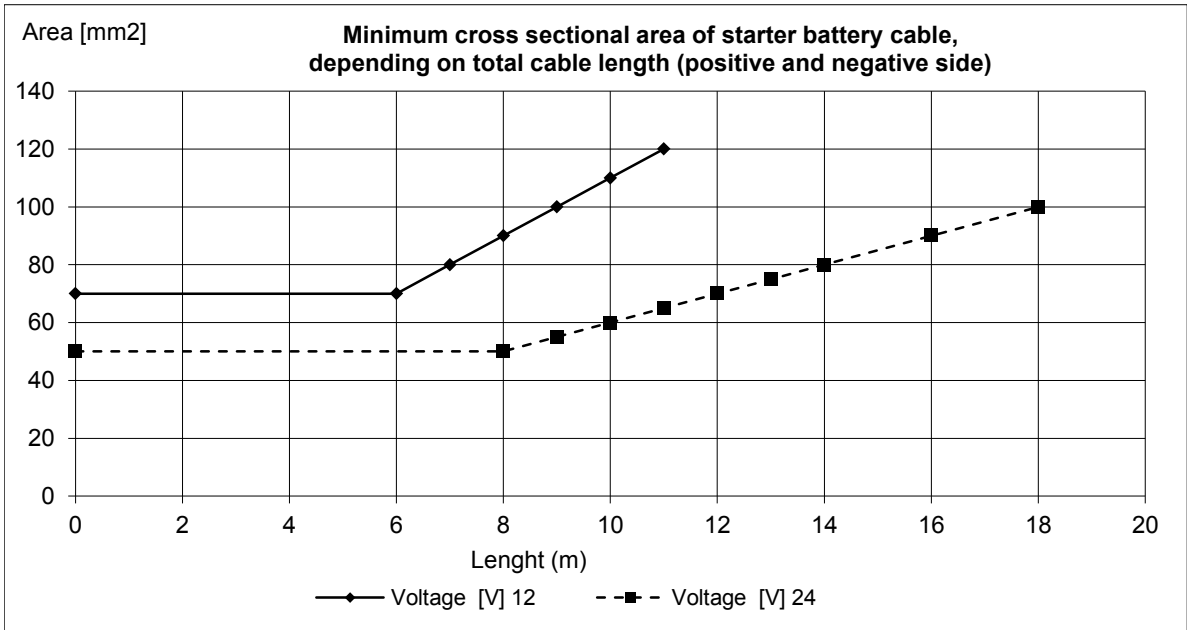
Battery capacity 12V DPH

5	95	750 (EN)	2	1.8	70
-5	110	850 (EN)	2	1.8	70

Battery capacity 24V DPH

5	70	600(EN)	2	1.8	50
-5	75	750 (EN)	2	1.8	50

Minimum cable cross sectional area



Fuses size:

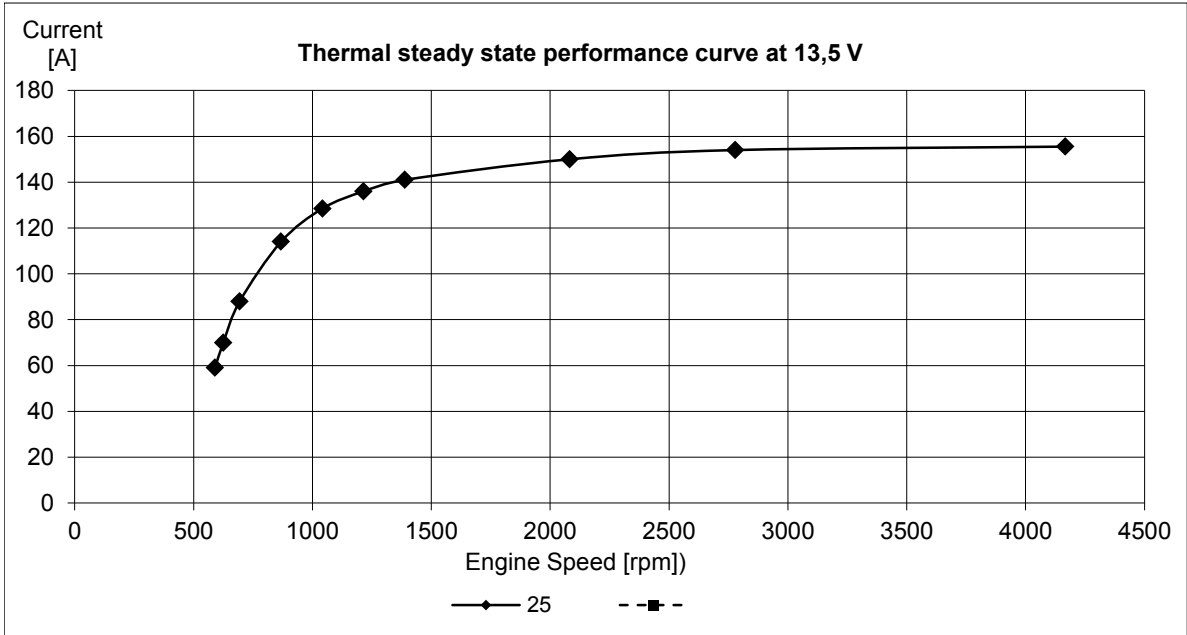
	[A]
Engine:	10
Control system:	10

Max current consumption during normal operation:

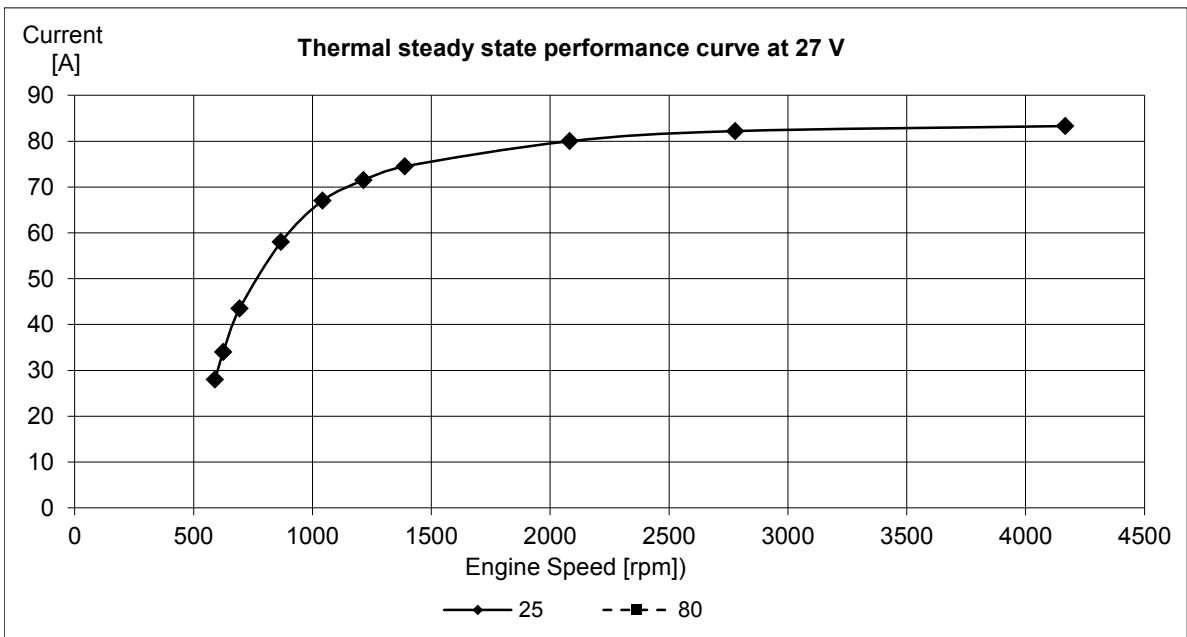
	[A]
Engine :	2 - 4

Alternator data:

Standard alternator charge curve (current vs. engine speed.)



Constant charge voltage: [V]	14.3	+/- 0,3
------------------------------	------	---------

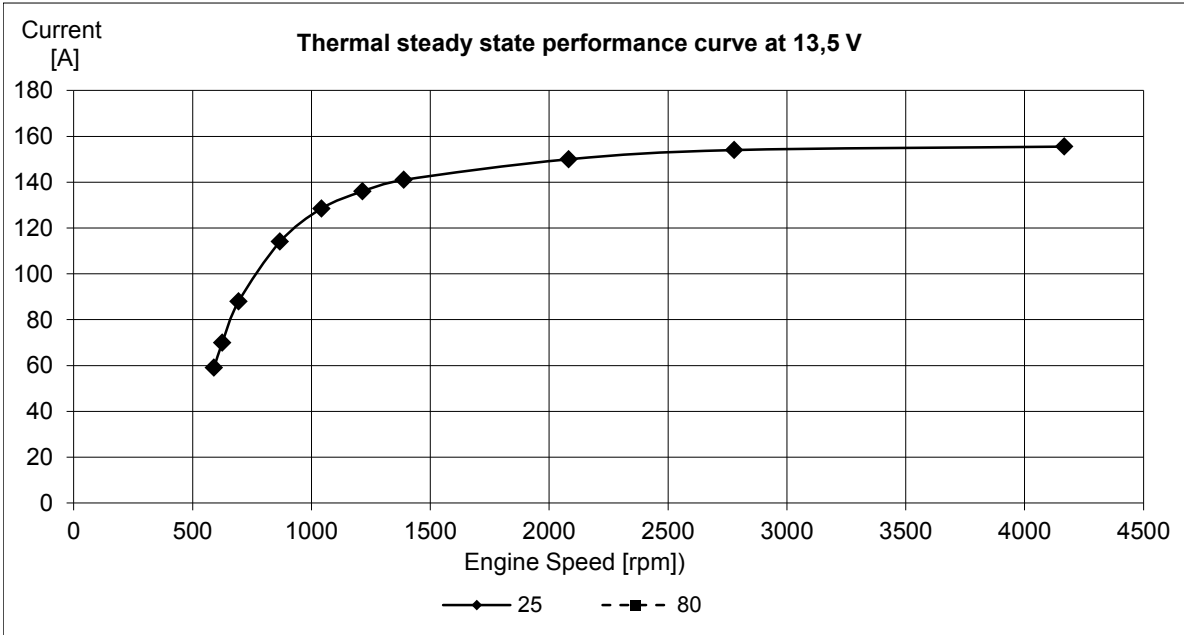


Constant charge voltage: [V]	28.3	+/- 0,3
------------------------------	------	---------

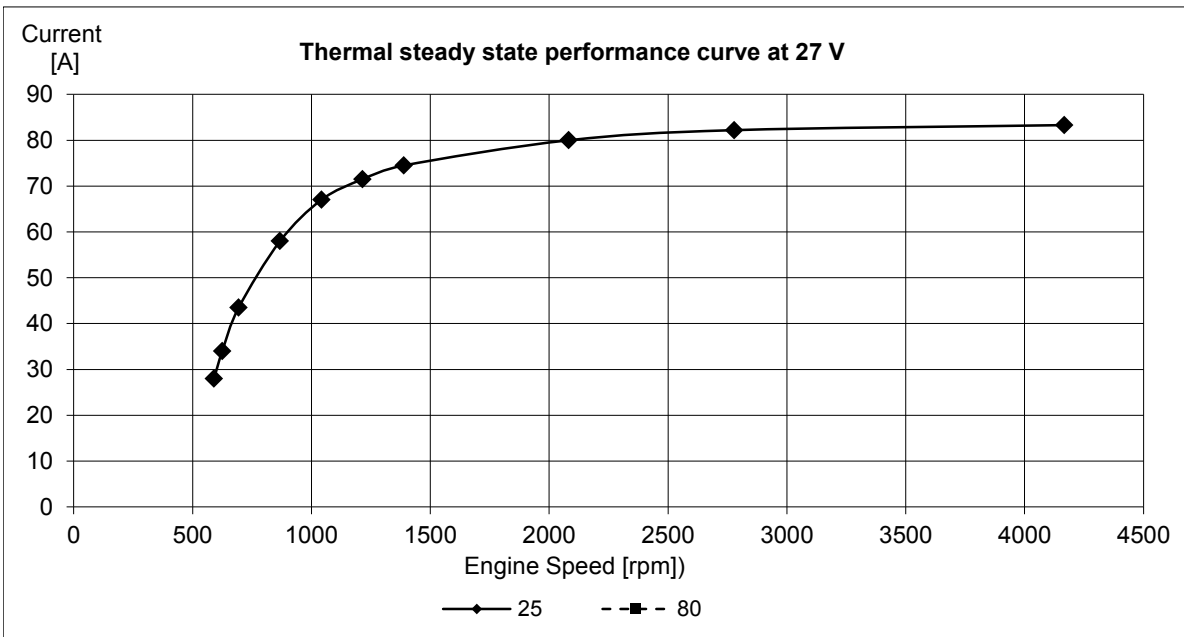
D4-270 AQ

Alternator data:

Extra alternator charge curve (current vs. engine speed.)



Constant charge voltage: [V]	14.3	+/- 0,3
------------------------------	------	---------



Constant charge voltage: [V]	28.3	+/- 0,3
------------------------------	------	---------